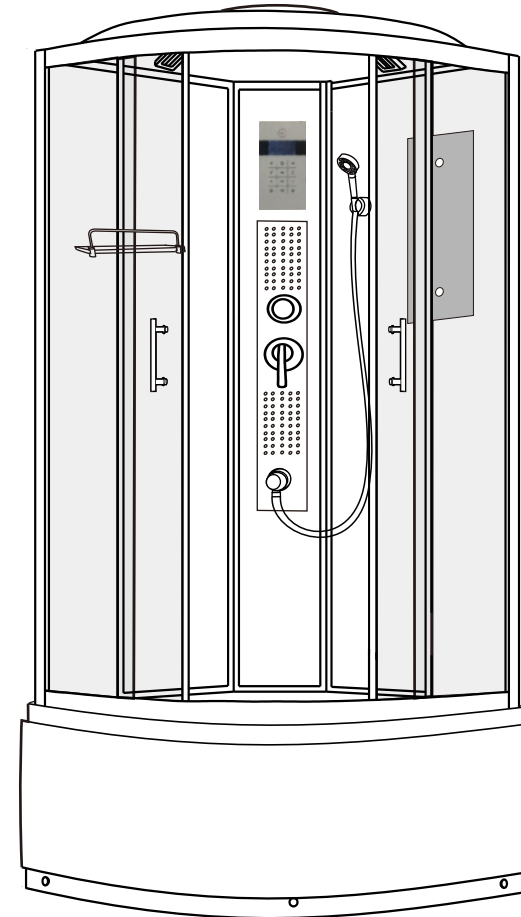


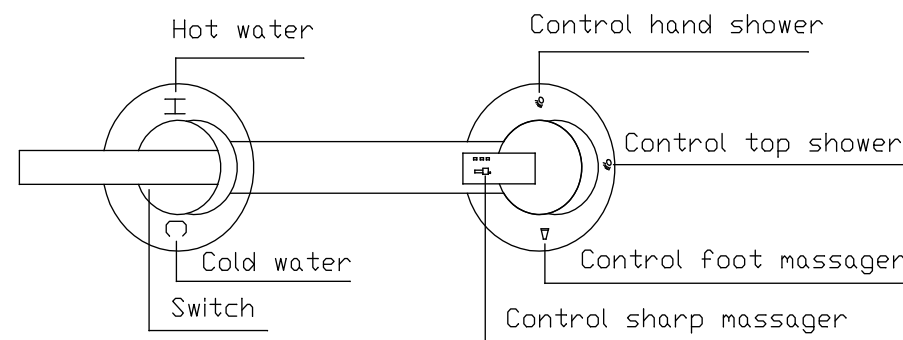
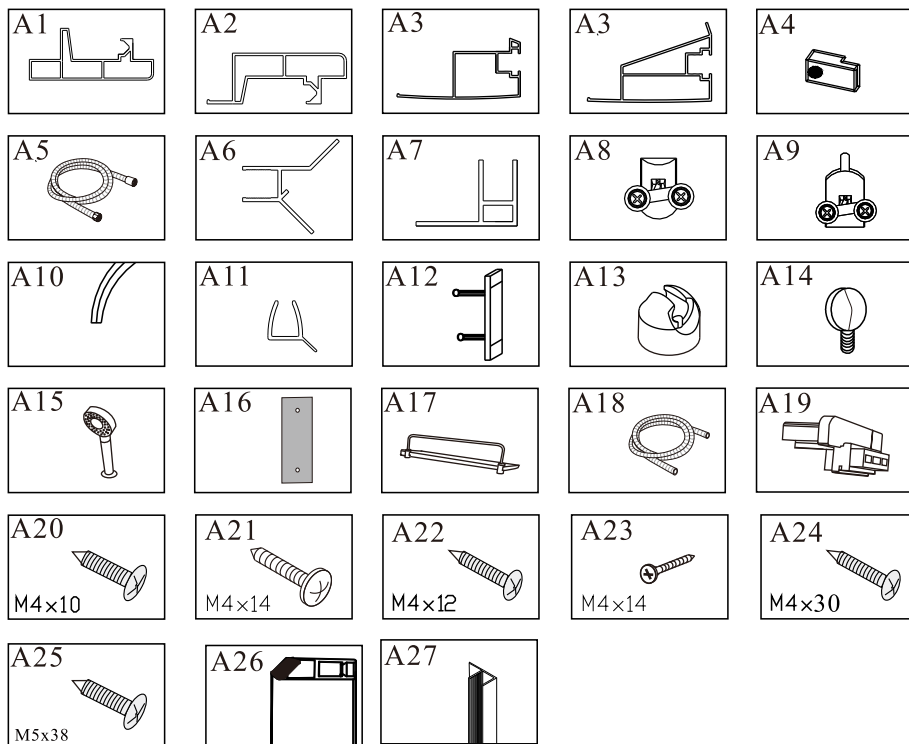
DUSEL

INSTALLATION MANUAL



DSC-DU511-90H
900X900X2180MM

DSC-DU511-100H
1000X1000X2180MM



Using instruction for shower room

1. open the switch, it can adjust the hot and cold water by turning into right and left, it is fine when you feel the temperature is ok.
 2. Turning the adjuster, it can control water running from the hand shower, foot massager, sharp massager and top shower.
 3. The hydraulic pressure is 0.4 Mpa in every part.
 4. Please turn off the power and switch of the shower room after you used it.
 5. Please swab the shower room with soft cloth, it will keep new.
- The front and back of shower room are high-quality tempered glass, please don't impact it

