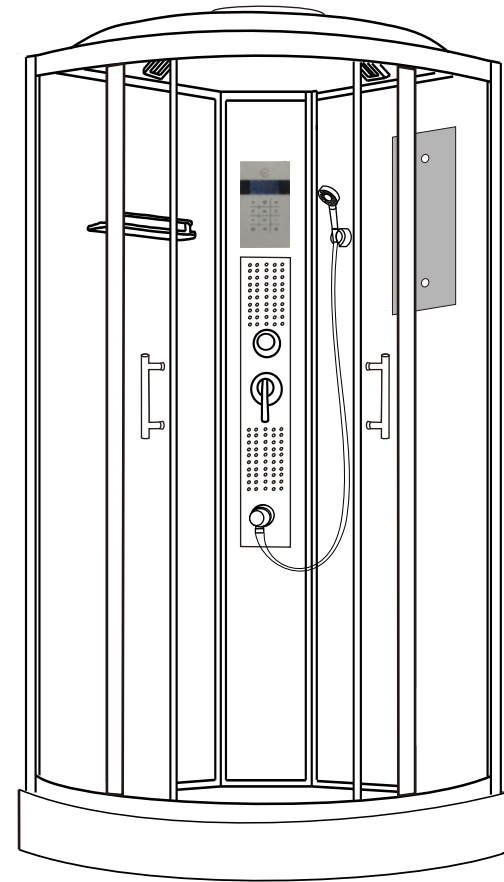


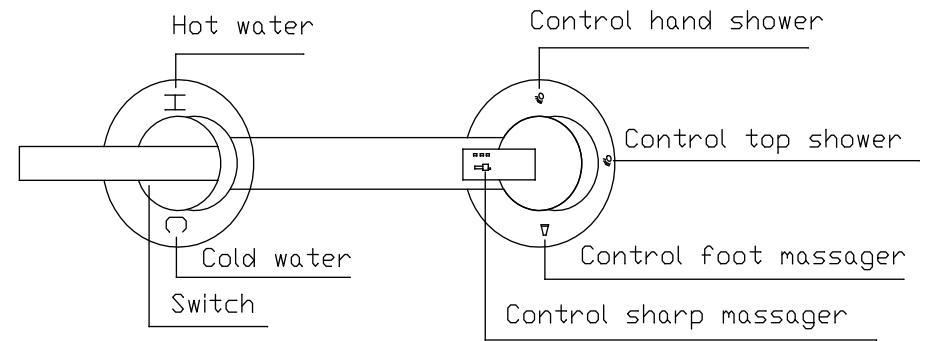
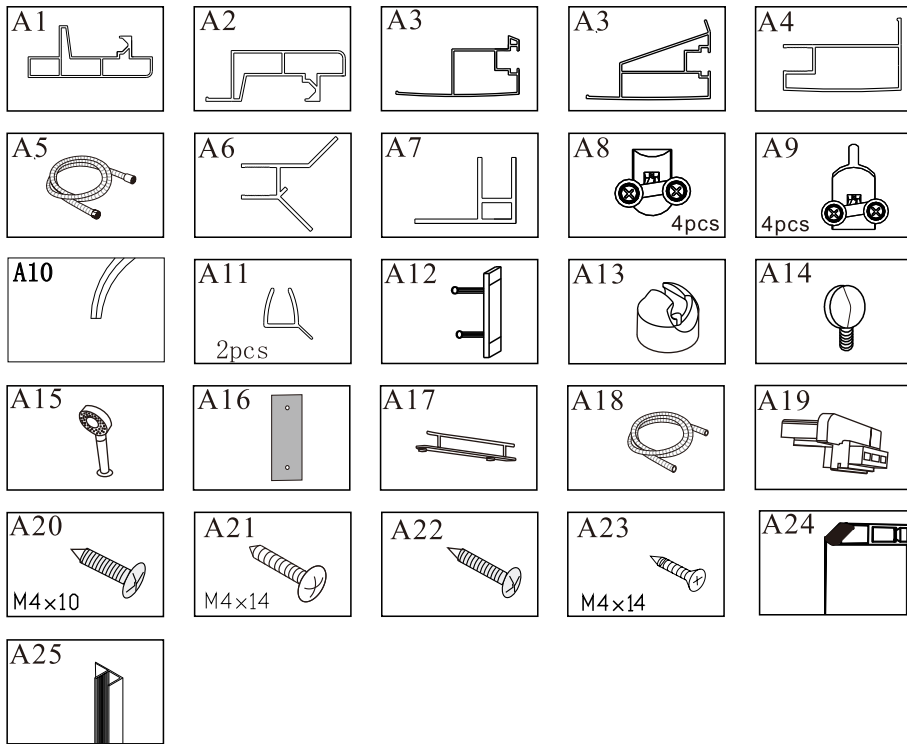
DUSEL

INSTALLATION MANUAL



DSC-DU511-90S
900X900X2180MM

DSC-DU511-100S
1000X1000X2180MM



Using instruction for shower room

- 1.open the switch,it can a djust the hot and cold water by turning into right and left,it is fine when you feel the temperature is ok.
 - 2.Turning the adjuster ,it can control water running from the hand shower , foot massager,sharp massager and top shower.
 - 3.The hydraulic pressure is 0.4 Mpa in every part.
 - 4.Please turn off the power and switch of the shower room after you used it.
 - 5.Please swab the shower room with soft cloth,it will keep new.
- The front and back of shower room are high - quality tampered glass,please don't impact it

